




APPIA

2 X 2 VOAP--/22

1 X 2 VOAP--/12 (Mounted broken joint)



Ocean
VOAPON/22




Desert
VOAPDT/22



Sand
VOAPSD/22



Ice
VOAPIE/22



Valley
VOAPVY/22



Ocean
VOAPON/12



Desert
VOAPDT/12



Sand
VOAPSD/12




Ice
VOAPIE/12




Valley
VOAPVY/12

MILAN


1 X 2 VOMN--/12 (Mounted broken joint)




Almond
VOMNAD/12



Caffe
VOMNCE/12



Melange
VOMNME/12



Spring
VOMNSG/12

Brochure colors are intended as a guide only and may vary from actual tile.
Please check tile samples before making final selections.

APPIA	
SIZES	
2 X 2	VOAP--/22
1 X 2	VOAP--/12
COLORS	
Ocean	VOAPON
Desert	VOAPDT
Sand	VOAPSD
Ice	VOAPIE
Valley	VOAPVY

MILAN	
SIZES	
1 X 2	VOMN--/12
COLORS	
Almond	VOMNAD
Caffe	VOMNCE
Melange	VOMNME
Spring	VOMNSG
* See sealing information below	



2 X 2 (Sheet-mounted)
2 X 2 sheet = approx. 8" x 8"

1 X 2 (Sheet-mounted, broken joint)
1 X 2 sheet = approx. 7.2" x 7.2"

Appia and Milan are face-mounted with a plastic film that is removed after the tile has been installed and the adhesive has set. The film application process slightly enhances the translucence of the glass.

USAGE

Suitable for walls and light duty floors, but is still susceptible to some scratching.

PRODUCT INFORMATION

Glass can vary within each run and from production run to production run. Glass tile may be susceptible to scratching in handling and installation, as well as use. Make sure that during installation the tile does not become dirty with grout residue or setting materials. If this should happen, immediately clean the affected area with a sponge, and do not use abrasives, alcohol, acids or solvents. Brochure colors are intended as a guide only and may vary from actual tile. Please check tile samples before making final selections.

* Setting Guidelines

Glass requires special installation: only use white adhesive with high adhesion and elasticity which are especially recommended for installing glass. For complete coverage and to avoid trowel marks, we recommend back-buttering. All substrates should be properly reinforced to be sure that there is no movement. For mortar installations, the mortar bed has to be cured (less than 2% humidity) and has to have proper reinforcing.

Please refer to the TCNA handbook for specific information regarding installation of glass tile.

* Milan Sealing Warning - As can happen with face-mounted material, air can get underneath the film, leaving an uneven looking surface when the film is removed. Applying a very light coat of enhancer that is recommended for use on glass by the manufacturer (like Fila's Stoneplus) can make the surface look more even and also bring out the colors. Fila Stoneplus can be lightly applied with a lint free cloth and any excess immediately buffed off.

TSVOMN/100917
TSVOAP/100917



1845 Southeast 3rd Ave. 3531 Avion Drive 5930 Sixth Ave., S 12376 W, Executive Dr.
Portland, OR 97214 Medford, OR 97504 Seattle, WA 98108 Boise, ID 83713
503/231-0058 541/776-5020 206/762-1858 208/855-2822
www.oregontileandmarble.com



Milan



Appia

Vetrissimo is produced in Italy with raw materials of EU origin.

Both the raw materials and the production are done in accordance with strict European Union pollution laws.